




WHEEL 2 REEL STOCK LIST

ANY QUESTIONS PLEASE CONTACT MATTHEW WEEKES 07590 697119 OR EMAIL: MATTHEW@WHEEL2REEL.COM



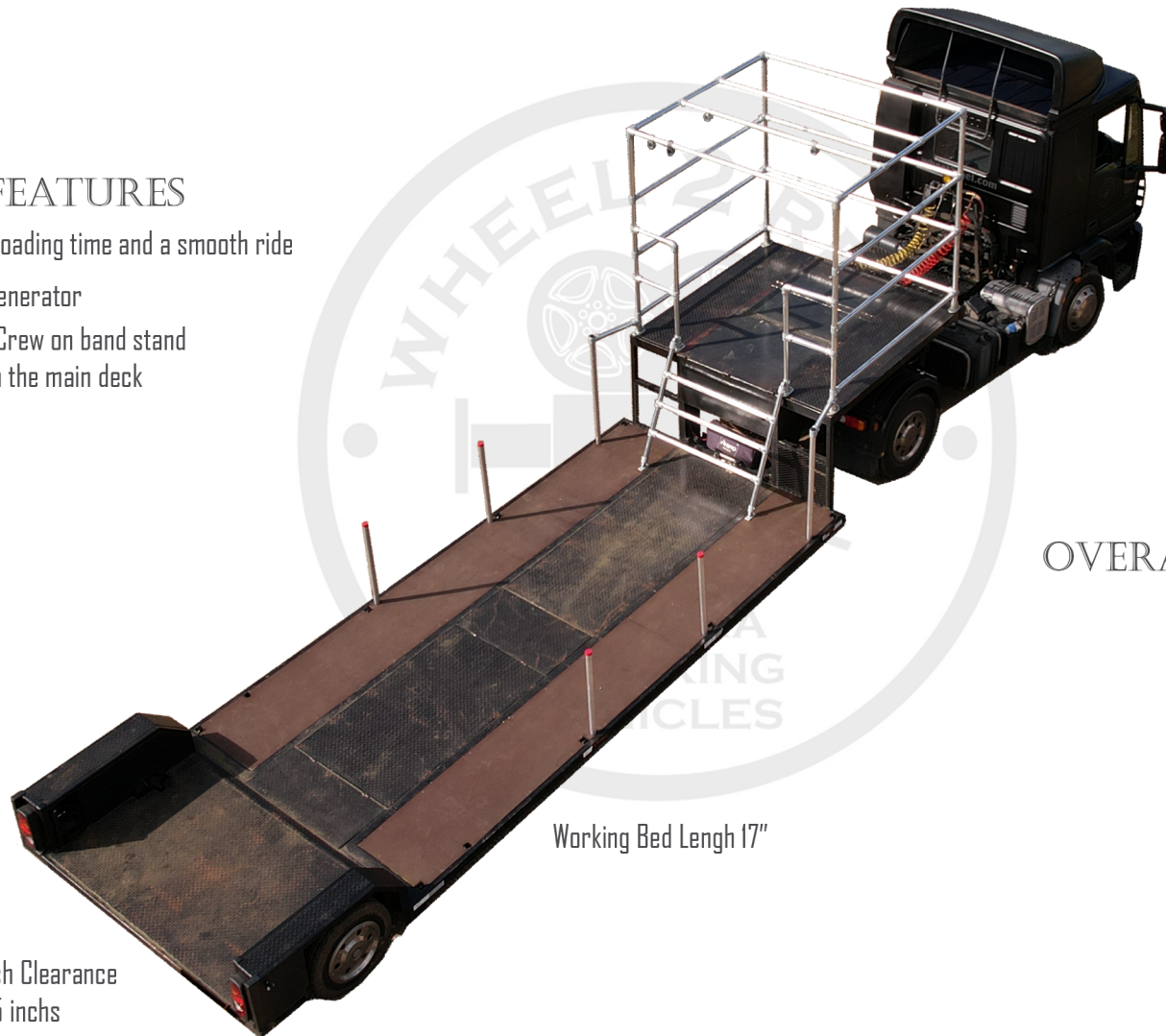
WHEEL 2 REEL LOWLOADER

VEHICLE FEATURES

Riding on Air to accomplish a fast loading time and a smooth ride

Onboard Generator

Carries 9x Members of Crew on band stand
and 2x additional on the main deck



Working Bed Length 17'

Wheel Arch Clearance
6' 5 inches

OVERALL VEHICLE DIMENSIONS

HEIGHT 11' 10"
WIDTH 8' 4"
LENGTH 41'



WHEEL 2 REEL DODGE RAM

VEHICLE FEATURES


- THE DECK HAS A CAPACITY OF 5 PEOPLE
- 2 ADDITIONAL CREW IN THE CAB
 - 4KVA SILENT GENERATOR
 - 48.3 SIZE TUBE WITH FITTINGS



ATTACHMENTS AVAILABLE

- LOWLOADER TRAILER
- A FRAME
- MOTORCYCLE TRAILER
- FRONT AND REAR PLATFORM

ANY QUESTIONS PLEASE CONTACT MATTHEW WEEKES 07590 697119 OR EMAIL: MATTHEW@WHEEL2REEL.COM



WHEEL 2 REEL COMBI LOWLOADER




DIMENSIONS

HYDRAULIC SUSPENSION

- ADJUSTABLE RIDE HEIGHT
- SMOOTH RIDE

ANY QUESTIONS PLEASE CONTACT MATTHEW WEEKES 07590 697119 OR EMAIL: MATTHEW@WHEEL2REEL.COM



WHEEL 2 REEL MOTORCYCLE TRAILER



ANY QUESTIONS PLEASE CONTACT MATTHEW WEEKES 07590 697119 OR EMAIL: MATTHEW@WHEEL2REEL.COM